

AQR

Name: _____

Music Assignment

MATCH THEM UP

Complete the bars of music by choosing notes and rests from the boxes in the middle of the page.
Draw a line through each box of notes and rests as you use it. You may use each box only once.

$\frac{2}{4}$	$\frac{3}{4}$	$\frac{4}{4}$	$\frac{2}{4}$	$\frac{3}{4}$	$\frac{4}{4}$
---------------	---------------	---------------	---------------	---------------	---------------


$\frac{2}{4}$	$\frac{3}{4}$	$\frac{4}{4}$	$\frac{2}{4}$	$\frac{3}{4}$	$\frac{4}{4}$
---------------	---------------	---------------	---------------	---------------	---------------

DRAW THE BAR LINES

-
-
-
-
-
-
-
-


DRAW IN THE MISSING NOTE

1. 

2. 


3. 

4. 


5. 


6. 

7. 

8. 


Complete the bars - following the instructions

1. 
Add one note and two rests.

2. 
Add a bar line.


3. 
Complete the time signature.

4. 
Choose a time signature: **C** or **C**


5. 
Add six quavers, correctly grouped.

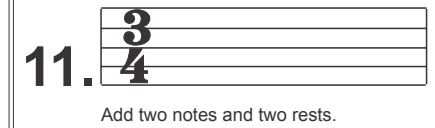
6. 
Complete this bar using rests only.


7. 
Choose a time signature: **C** **3/4** **2/4**

8. 
A whole bar of silence. Add a rest.

9. 
Complete this bar using rests only.

10. 
Add three notes.

11. 
Add two notes and two rests.

12. 
Complete this bar with just one note.

Instead of counting quarter note or crotchet beats,
we are counting eighth note or quaver beats. Each quaver is one beat.

1.

Add one rest.

2.

Add two notes grouped together.

3.

Make this a whole bar of silence.

4.

Add two notes.

5.

Use just one note and one rest.

6.

Add a time signature.

7.

Add a dot.

8.

Add a time signature.

9.

Add rests.

10.

Add four notes.

11.

Complete the time signature.

12.

Join these notes in the correct way..

Look carefully at these bars of notes!

In each set there is one bar that does not agree with the time signature.
Find all the incorrect bars and draw a cross through them.

1.

2.

3.

4.

5.


6.

7.


8.

Create your own rhythms. Watch the time signatures!


Draw bar lines in the correct places.

1. 


Use all the above notes and rests. Add a crotchet rest. Draw bar lines in the correct places.

2. 


Using the above notes and rests, remove one group of two quavers and add a semibreve at the end. Draw bar lines.

3. 

Plan this one carefully! Rearrange the notes above but remove a whole note and a crotchet rest. Add a dot to the crotchet and the crotchet rest. Add two quaver rests. Draw bar lines.

4. 

Use the notes above and add a group of three quavers and a dotted crotchet. Draw bar lines.

5. 

Use the above notes but remove one quaver, all the dots and quaver rests and add two half notes. Draw bar lines.

6. 